

Application for a Permit to Construct or Demolish

This form is authorized under the Building Code Sentence 2.4.1.1A.(2).

For use by Principal Authority

Application number:	Permit number (if different):
Date received:	Roll number:

Application submitted to: _____
(Name of municipality, upper-tier municipality, board of health or conservation authority)

A. Project information

Building number, street name	Unit number	Lot/con.
Municipality	Postal code	Plan number/other description
Project value est. \$	Area of work (m ²)	

B. Applicant Applicant is: Owner or Authorized agent of owner

Last name	First name	Corporation or partnership
Street address		Unit number Lot/con.
Municipality	Postal code	Province E-mail
Telephone number ()	Fax ()	Cell number ()

C. Owner (if different from applicant)

Last name	First name	Corporation or partnership
Street address		Unit number Lot/con.
Municipality	Postal code	Province E-mail
Telephone number ()	Fax ()	Cell number ()

D. Builder (optional)

Last name	First name	Corporation or partnership (if applicable)
Street address		Unit number Lot/con.
Municipality	Postal code	Province E-mail
Telephone number ()	Fax ()	Cell number ()

E. Purpose of application

New construction
 Addition to an existing building
 Alteration/repair
 Demolition
 Conditional Permit

Proposed use of building	Current use of building
--------------------------	-------------------------

Description of proposed work

F. Tarion Warranty Corporation (Ontario New Home Warranty Program)

i. Is proposed construction for a new home as defined in the *Ontario New Home Warranties Plan Act*? If no, go to section G. Yes No

ii. Is registration required under the *Ontario New Home Warranties Plan Act*? Yes No

iii. If yes to (ii) provide registration number(s): _____

G. Attachments

- i. Attach documents establishing compliance with applicable law as set out in Article 1.1.3.3.
- ii. Attach Schedule 1 for each individual who reviews and takes responsibility for design activities.
- iii. Attach Schedule 2 where application is to construct on-site, install or repair a sewage system.
- iv. Attach types and quantities of plans and specifications for the proposed construction or demolition that are prescribed by the by-law, resolution, or regulation of the municipality, upper-tier municipality, board of health or conservation authority to which this application is made.

H. Declaration of applicant

I _____ certify that:
(print name)

- 1. The information contained in this application, attached schedules, attached plans and specifications, and other attached documentation is true to the best of my knowledge.
- 2. I have authority to bind the corporation or partnership (if applicable).

_____ Date _____ Signature of applicant

Personal information contained in this form and schedules is collected under the authority of subsection 8(1.1) of the *Building Code Act, 1992*, and will be used in the administration and enforcement of the *Building Code Act, 1992*. Questions about the collection of personal information may be addressed to: a) the Chief Building Official of the municipality or upper-tier municipality to which this application is being made, or, b) the inspector having the powers and duties of a chief building official in relation to sewage systems or plumbing for an upper-tier municipality, board of health or conservation authority to whom this application is made, or, c) Director, Building and Development Branch, Ministry of Municipal Affairs and Housing 777 Bay St., 2nd Floor. Toronto, M5G 2E5 (416) 585-6666.

Schedule 1: Designer Information

Use one form for each individual who reviews and takes responsibility for design activities with respect to the project.

A. Project Information		
Building number, street name	Unit no.	Lot/con.
Municipality	Postal code	Plan number/ other description
B. Individual who reviews and takes responsibility for design activities		
Name	Firm	
Street address	Unit no.	Lot/con.
Municipality	Postal code	Province
E-mail		
Telephone number ()	Fax number ()	Cell number ()
C. Design activities undertaken by individual identified in Section B. [Building Code Table 2.20.2.1]		
<input type="checkbox"/> House	<input type="checkbox"/> HVAC – House	<input type="checkbox"/> Building Structural
<input type="checkbox"/> Small Buildings	<input type="checkbox"/> Building Services	<input type="checkbox"/> Plumbing – House
<input type="checkbox"/> Large Buildings	<input type="checkbox"/> Detection, Lighting and Power	<input type="checkbox"/> Plumbing – All Buildings
<input type="checkbox"/> Complex Buildings	<input type="checkbox"/> Fire Protection	<input type="checkbox"/> On-site Sewage Systems
Description of designer's work		
D. Declaration of Designer		
I _____ declare that (choose one as appropriate): (print name)		
<input type="checkbox"/> I review and take responsibility for the design work on behalf of a firm registered under subsection 2.17.4. of the Building Code. I am qualified, and the firm is registered, in the appropriate classes/categories. Individual BCIN: _____ Firm BCIN: _____		
<input type="checkbox"/> I review and take responsibility for the design work and am qualified in the appropriate category as an "other designer" under subsection 2.17.5. of the Building Code. Individual BCIN: _____ Basis for exemption from registration: _____		
<input type="checkbox"/> The design work is exempt from the registration and qualification requirements of the Building Code. Basis for exemption from registration and qualification: _____		
I certify that:		
1. The information contained in this schedule is true to the best of my knowledge.		
2. I have authority to bind the corporation or partnership (if applicable).		
Date	Signature of Designer	

*For the purposes of this form, "individual" means the "person" referred to in Clause 2.17.4.7.(1)(d), Article 2.17.5.1. and all other persons who are exempt from qualification under Subsections 2.17.4. and 2.17.5.

NOTE:

1. Firm and Individual BCIN numbers are not required for building permit applications submitted prior to January 1, 2006
2. Schedule 1 does not need to be completed by architects, or holders of a Certificate of Practice or a Temporary License under the *Architects Act*.

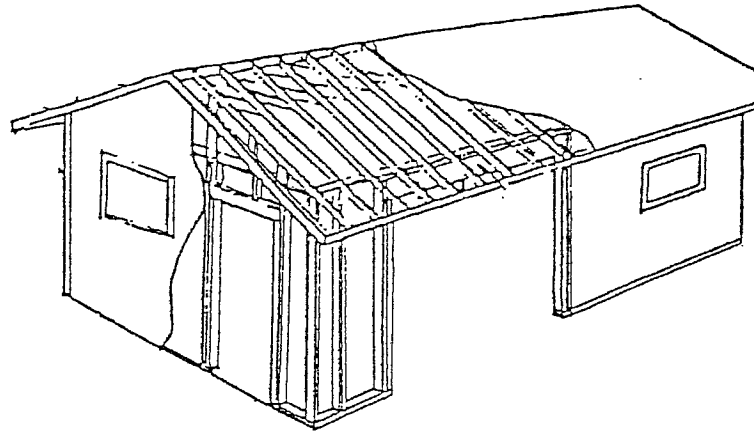
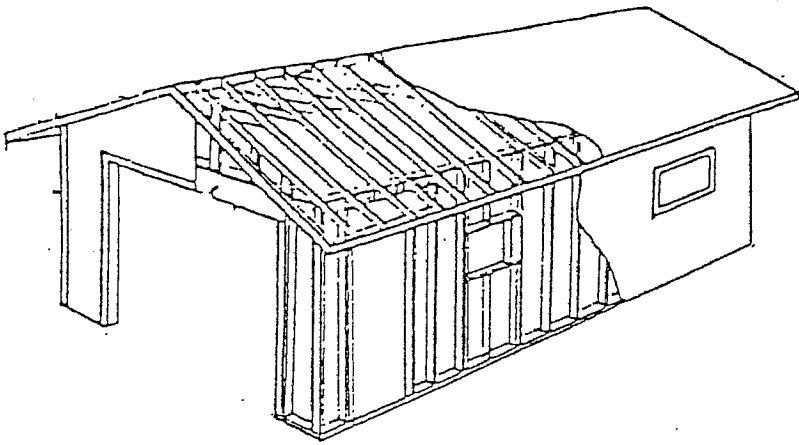
Schedule 2: Sewage System Installer Information

A. Project Information			
Building number, street name		Unit number	Lot/con.
Municipality	Postal code	Plan number/ other description	
B. Sewage system installer			
Is the installer of the sewage system engaged in the business of constructing on-site, installing, repairing, servicing, cleaning or emptying sewage systems, in accordance with Building Code Article 2.18.1.1?			
<input type="checkbox"/> Yes (Continue to Section C)		<input type="checkbox"/> No (Continue to Section E)	<input type="checkbox"/> Installer unknown at time of application (Continue to Section E)
C. Registered installer information (where answer to B is "Yes")			
Name		BCIN	
Street address		Unit number	Lot/con.
Municipality	Postal code	Province	E-mail
Telephone number ()	Fax ()	Cell number ()	
D. Qualified supervisor information (where answer to section B is "Yes")			
Name of qualified supervisor(s)		Building Code Identification Number (BCIN)	
E. Declaration of Applicant:			
<p>I _____ declare that:</p> <p style="text-align: center;">(print name)</p> <p><input type="checkbox"/> I am the applicant for the permit to construct the sewage system. If the installer is unknown at time of application, I shall submit a new Schedule 2 prior to construction when the installer is known;</p> <p><u>OR</u></p> <p><input type="checkbox"/> I am the holder of the permit to construct the sewage system, and am submitting a new Schedule 2 now that the installer is known.</p> <p>I certify that:</p> <ol style="list-style-type: none"> 1. The information contained in this schedule is true to the best of my knowledge. 2. I have authority to bind the corporation or partnership (if applicable). <p>_____</p> <p style="display: flex; justify-content: space-between;"> Date Signature of applicant </p>			

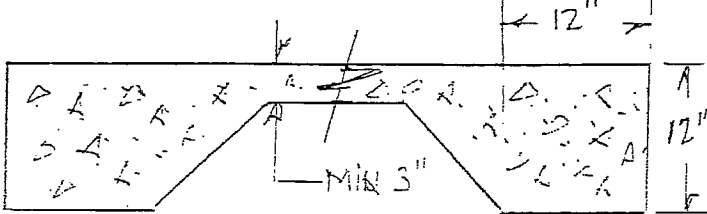
ACCESSORY BUILDINGS & DETACHED GARAGES

Type "A"

Type "B"

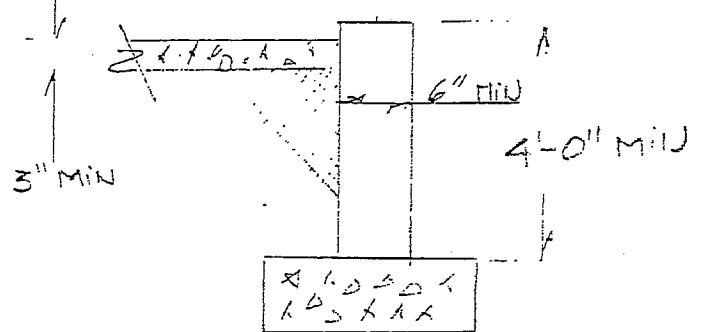


Slab on ground foundation



Slabs on ground shall be reinforced with a minimum of:-
 2# 15mm rebar in club footing
 #10 mm rebar @ 24"oc each way in slab
 (6" X 6" X 6/6 WWM may be substituted in slab area)

Below grade foundation



WIDTH _____ LENGTH _____

EAVES _____

HEIGHT; wall _____ peak _____

SET BACKS; left _____ right _____

Front _____ rear _____

PITCH OF ROOF _____

construction details

walls; 2 X _____ @ _____" on centre
 prefab trusses @ _____" on centre

OR

rafters 2 X _____ @ _____" on centre with cross ties
 with ceiling joists 2 X _____" @ _____" on centre
 wall sheathing; _____" plywood or _____" OSB
 roof sheathing; _____" plywood or _____" OSB
 over head door width; _____
 over head door lintel; _____

(Engineered beam may be required for supported lengths greater than 4.9 meters or door openings greater than 4.21 meters)

Owner/Applicant

name; _____

address; _____

Permit #; _____

X _____
 (signature of owner/applicant)